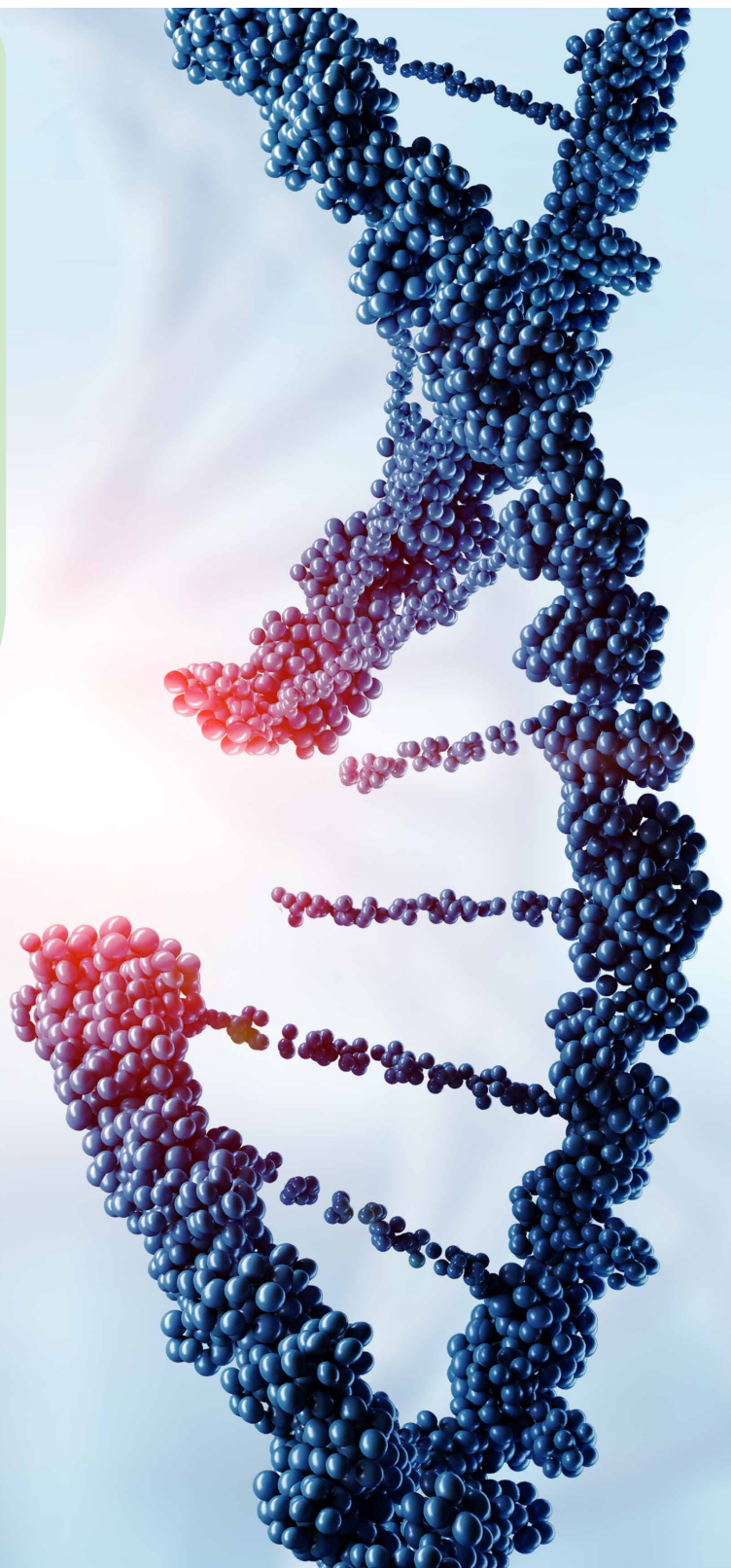


# Nucleic Acid Extraction Solutions

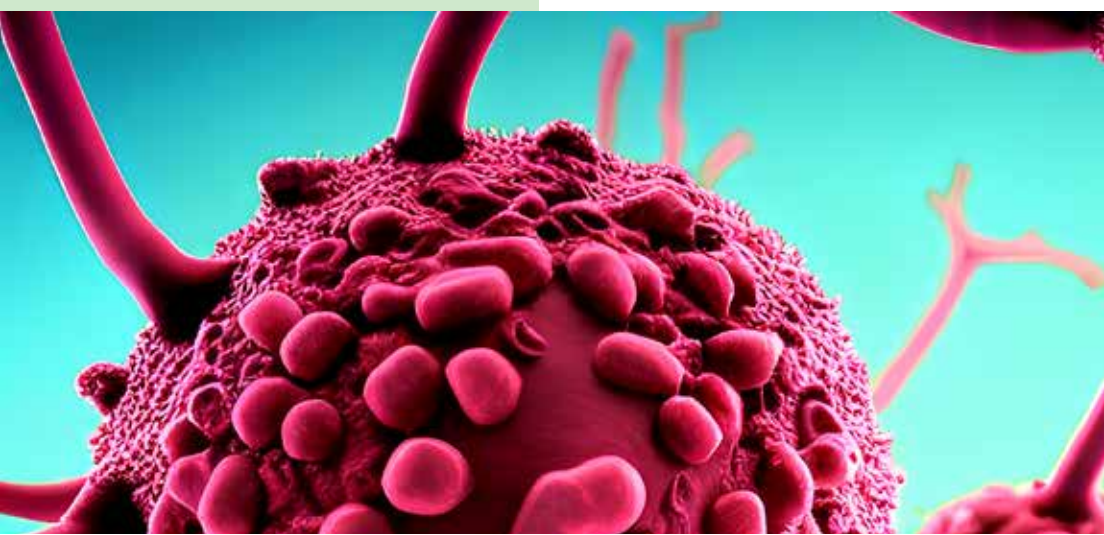
Most Comprehensive  
Products Range

- Blood
- FFPE
- Tissue & Body Fluids
- Circulating Cell Free
- Forensic
- Saliva
- DBS
- Viral RNA
- Bacterial
- Fecal
- Plasmid
- Plant





Novel, robust and cost-effective molecular and genetic diagnostic solutions.



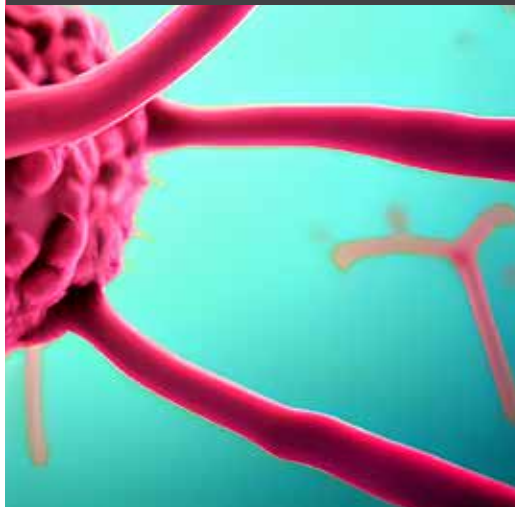
Spearheading Innovation in IVD Solutions Manufacturing

Pioneer manufacturer of cutting-edge, affordable and accessible IVD solutions around the world.

Since its inception, Genes2Me has been tirelessly working with a mission to deliver Next Generation Diagnostic solutions making Molecular testing more accessible, easier and cost effective for everyone in India as well as around the world. Our product portfolio is one of the most diverse and comprehensive one encompassing molecular point-of-care testing solutions, RT-PCR detection kits, Nucleic Acid Extraction kits and Next Generation Sequencing clinical panels for a range of infectious and non-infectious diseases.

We have demonstrated phenomenal success by delivering revolutionary and path-breaking solutions for Beta Thalassemia, Sickle Cell Anaemia, Liquid Biopsy, Oncology, Rare Genetic Disorders, TB, HPV, Pharmacogenomics, COVID-19, etc.

To continue the legacy, we are determined to innovative reproducible and precision-oriented disease detection solutions to address the emerging health needs.



### CONTENTS

<b>One Xtract</b>	<b>04-05</b>
<b>Instruments</b>	
<b>Rapi-X16</b>	<b>06-07</b>
<b>Rapi-X96</b>	<b>08-09</b>
<b>Purification Methodology</b>	<b>10-11</b>
<b>Extraction Kits</b>	
• Blood	12-14
• FFPE	15
• Forensic	16
• DBS	17
• Tissue & Body Fluids	18-19
• Circulating Cell Free	20
• Saliva	21
• Viral RNA	22
• Fecal DNA	23
• Gel Extraction	24
• Plasmid	25
• Bacterial	26-29
• Plant	30-33
<b>• Ordering Guide</b>	<b>34-35</b>



Lifesciences

Labs



One for all Nucleic Acid Extraction Kit

Genes2Me one for all total Nucleic Acid Extraction solution is an automation friendly kit that enables processing of varied clinical samples for isolation of pure & intact nucleic acids.



**One Unique Solution for total Nucleic Acid Extraction**



**High Quality Purified Nucleic Acid (DNA/ RNA) suitable for downstream applications**

**Ready to use Prefilled Plate Format**



**Flexible to Multiple Samples Types**



**Room Temperature Optimized Protocols**



**Processing Time ~18 minutes**

**Sample Types**



- Whole Blood
- Saliva
- Nasopharyngeal/ Oropharyngeal Swabs
- Plasma/ Serum
- Urine
- Fresh Tissue
- Other Body Fluids

User friendly **High throughput Extraction can process 8, 16, 96 Samples** in one go...

## Advantages

- No need for variety of extraction kits
- Low Inventory maintenance
- Enhanced extraction efficiency
- Compatible with multiple platforms including Kingfisher Flex, Rapi X-16, Rapi X-96, MGISP-960
- No Additional Reagent Set up
- One kit fits for all sample types
- No need for batching perform various sample types

## Easy to Process Steps



Open the Pack



Add Clinical Sample



Load the Plate



Press Start

Cat No.	Pack Size
G2M211921-NAE(PF) MagNXT Tissue & Body Fluids ( <i>One Xtract</i> )	96/192/480 Preps

# RAPi-X 16

## Fast & Fully Automated Nucleic Acid Extraction System

Rapi-X 16 Automated Nucleic Acid Extraction System is a product that is further miniaturized on the basis of Rapi-X 96.

The overall size of the instrument is only about one-fourth of the common nucleic acid extractor in the market. Moreover, the instrument has the function of unlimited data transmission.

With the mobile phone APP, it can perform the remote editing and transmission of the instrument's program and real-time view of the running log.

### Kits Available on RAPI-X 16

- MagNXT Blood DNA Extraction kit
- MagNXT Tissue & body fluids DNA Extraction kit
- MagNXT Saliva DNA Isolation Kit



## Technical Specifications

Items	Parameters	Items	Parameters
Processing volume	30-1000ul	Operation Interface	Embedded touch screen
Sample Throughput	upto 16	Operation Program	Android system
Magnetic Bead Recovery	>98%	Data Storage	Can store >500 groups of programs
Number of magnets	16	Exhaust method	Fan
Sample Processing Time	~15 min	Extension module	1USB
Purification Sensitivity (detection rate)	>95%	Flashlight	YES
Extract well-to-well differences	CV<3%	UV irradiation	YES
Consumables	96 deep well plate with comb	Low noise processing	Noise<65dB
Heating Temperature	25°C - 120°C	Product Dimensions	35CM(H)x15CM(W)x33CM(L)
Oscillating mix	Multi-level adjustable	Weight	6 kg
Reagent Type	Magnetic bead method	Power supply	AC198-242V

## Robust & Compact DNA/RNA Extraction System Ideal for Point-of-Care Testing Purpose



## Features

- Suitable for Extraction & Purification of various clinical samples
- Extraction time ~ 15 minutes
- Light weight & One-fourth in size to available Nucleic acid extractor in the Market
- Temperature uniformity & accurate controls
- High Sensitivity with Precise mechanical movement
- Magnetic Bead based method with a high Recovery Rate of Magnetic Beads >98%
- Powerful application to efficiently meet different reagent requirements

### Ready to use pre-filled Kits available

- Open the sleeve -
- Add sample
- press start

### Unique Structure

The instrument has 1 plate position, 4 column positions are heated as standard, pre-heating system

### Contamination Control

UV sterilization device which effectively eliminates aerosol contamination

# RAPi-X96

Fast & Fully Automated  
Nucleic Acid Extraction System

## Principle

Rapi-X 96 Automated Nucleic Acid Extraction System is based on magnetic bead separation technology. 96-deep well plates are used to extract and purify nucleic acids from 96 samples. This system uses magnetic beads along with buffer reagents to separate and purify high quality nucleic acids from blood/ tissues/viruses/ body fluids and other related samples. Depending on the buffer pH conditions, the magnetic beads possess strong affinity for nucleic acids at a particular pH while on other pH releases the same nucleic acid. The system is designed for faster isolation of purified nucleic acids.



## Technical Specifications

Model	Rapi-X 96
Sample throughput	1 – 96
Processing volume	20µL – 1000µL
Processing time	10 – 20 mins
Elution Volume	30µL – 100µL
Temperature control	4 – 105°C
Module station	4, 2 heatable
Magnetic bead recovery	≥98%
Program storage	Store > 500 groups of programs
Operation interface	10" 1024 x 600 color screen
Network communication	Ethernet Remote Control
Operating temperature range	5°C – 40°C
Operating humidity range	Less than 80%
Expand interface	USB interface, RS232 interface
Pollution control	UV sterilization, Level 11 HEPA
Size	510mm (L) x 430mm (W) x 470mm (H)
Weight	27kg[±0.5kg]
Compatibility	Open platform, maximum compatibility with magnetic bead Kit
Power Supply	AC100–240 Vac, 50/60 Hz

- **High Throughput** : 96 samples can be extracted within 10-20 mins based on kit & application
- **Light Weight** : Saves laboratory space
- **10 inch Large Display** : Simple interface & easy operation
- **Open Platform** for all other available automation friendly magnetic bead based kits

### Ready to use pre-filled Kits available

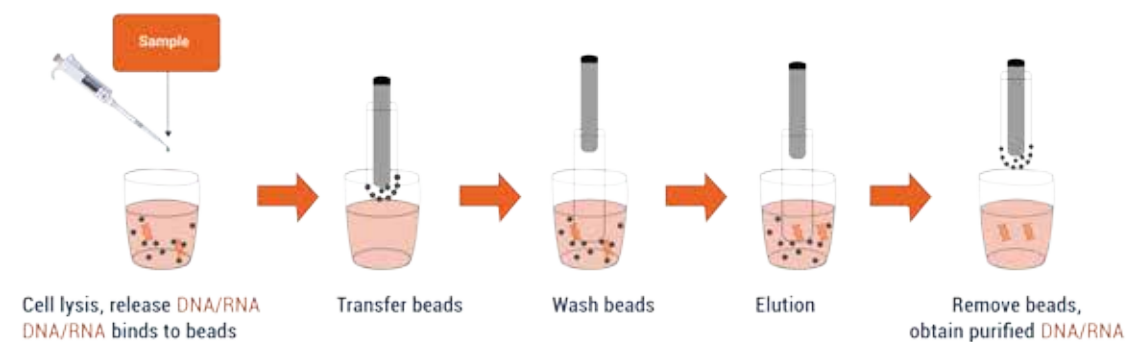
Open the sleeve - Addsample  
- press start

### Unique Structure

the instrument has 4 plate positions, 2 plate positions are heated as standard, pre-heating system

### Contamination Control

UV sterilization device and 11 level HEPA high efficiency air filter screen effectively eliminate aerosol pollution



# Our Solution for Nucleic Acid Purification & Isolation

Genes2Me offers convenient, optimized solutions to meet the complex needs of many molecular biology applications.

Our purification technology ranges all the way from spin columns to magnetic beads. Isolate pure, intact nucleic acids from a variety of biological samples with our optimized buffer systems and user friendly protocols.



Spin Column purification is a solid phase extraction technique to bind and isolate DNA/RNA within filter-based spin columns

We offer a broad range of DNA Column purification kits that utilize membranes containing silica to bind nucleic acids. Samples are lysed in a buffered solution containing a high concentration of chaotropic salt aiding in protein denaturation and enhancing Proteinase K activity. The lysates are passed through the silica membrane with the addition of absolute ethanol using centrifugal force, with the nucleic acids binding to the silica gel membrane at appropriate pH.

The membrane containing residual proteins, salts and other cell debris is then washed to remove impurities with optimized wash buffers with flow-through discarded. DNA/RNA is subsequently eluted with optimized low-salt Elution buffers or nuclease free water and is ready to use in a number of downstream applications such as cloning, Q-PCR, Next generation sequencing, Southern blotting and so on.

## Simple 4-step protocol for spin column purification

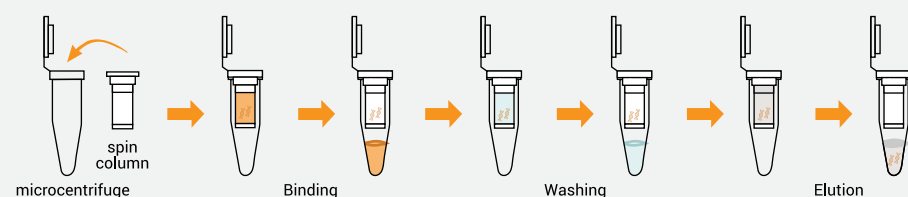


Fig 1: Spin column purification protocol – The protocol for purifying genomic DNA from various samples using “SPiNXT” purification kits using 4 simple steps- lyses, wash, elute, and purify.



Magnetic beads based purification is an extraction technique to bind and isolate DNA/RNA on to the charged surface of para magnetic beads

Our MagNXT Nucleic acid purification kits are an extensive solution for various molecular biology applications such as sequencing or restriction digests based on paramagnetic particles help ensure the best balance of high yield and reproducibility with low non-specific binding. We offer a wide range of DNA/RNA magnetic purification kits that can serve your needs.

Purification using magnetic beads is an easy and reliable method for extraction of nucleic acids. Under optimized conditions, the nucleic acid selectively binds to the surface of magnetic beads, while other contaminants remain suspended in solution. The major advantage of this method there being, no need for centrifugation as in silica spin column technology for high yields. Separation can be done manually. Equipment necessary for this technology includes the magnetic separation racks.

## Simple 4-step protocol for Magnetic bead purification

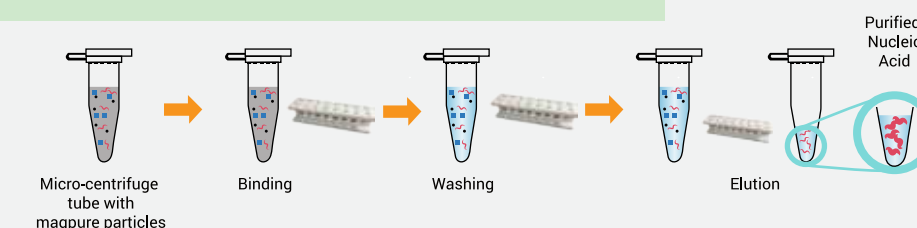
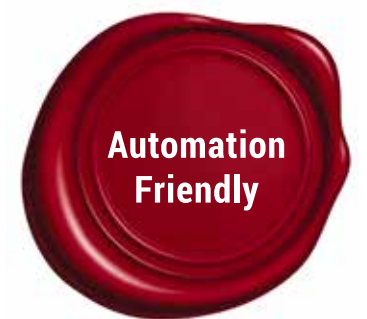
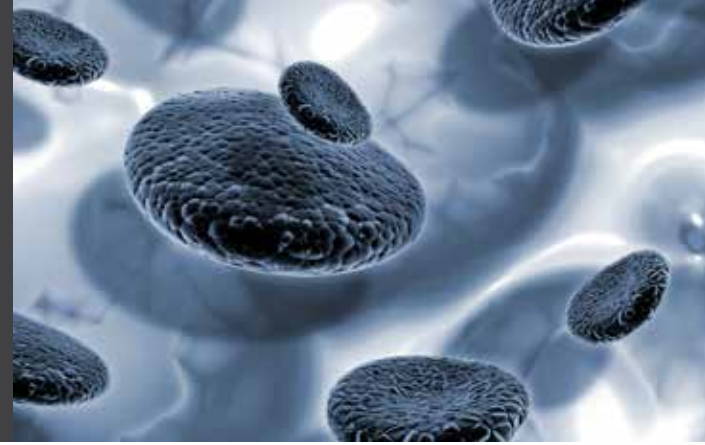


Fig 2: Magnetic bead based purification protocol – The protocol for purifying genomic DNA from various samples using “MAGNXT” purification kits using 4 simple steps- bind, wash, elute, and purify.





## Blood DNA Extraction Kit



A Comprehensive Solution for Cell lysis and obtaining intact Genomic DNA with high purity & high yield.

### Features & Benefits :

**Binding Capacity :** 30-40µg genomic DNA

**Recommended input amount :** ~ 200 µl whole blood

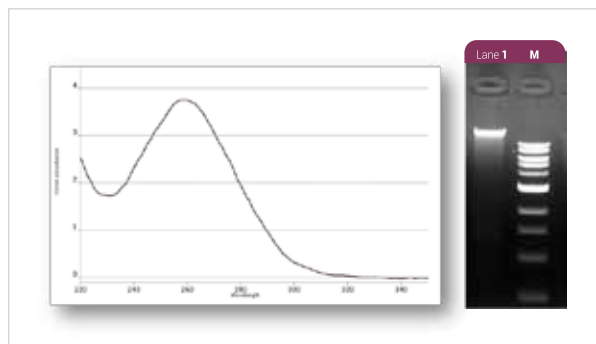
**Elution Volume :** ≥30µl

**Purity :** A260/280 - 1.8±0.1, A260/230 - 2.0±0.1

**Compatible Downstream Applications :** Endpoint PCR, qPCR, Sequencing, etc

**Expected Yield :** Up to 8 µg (depending upon the type, quality & quantity of the starting material used)

**Compatibility :** Many anticoagulants including EDTA, Heparin, and Sodium Citrate.

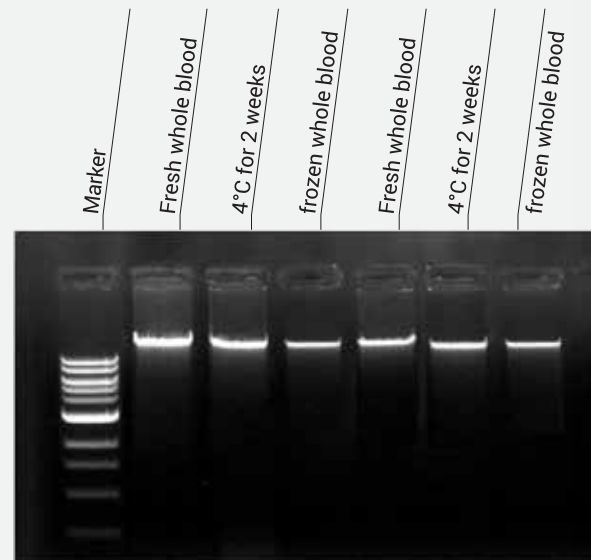


### Nanodrop Absorbance Spectrum

Conc.	Unit	Factor	A260	mm	260/280	260/230
187.313	ng/µl	50.00	3.7463	10	1.92	2.16

### Figure 3 :

Whole Blood genomic DNA was isolated using SpiNXT Blood DNA Extraction kit and Gel electrophoresis was performed on 0.8% agarose gel as shown in Lane 1. DNA Quality was checked on Nanodrop (Model no: DS-11 FX).



### Figure 1:

Genomic DNA obtained from 200µl human blood samples and visualized on 0.8% agarose gel.

Fresh whole blood samples were collected in an EDTA (Ethylene diamine tetra acetate) coated vial and comparison of 2 blood samples at three different storage conditions were shown :

**A.** Fresh whole blood, **B.** 4°C for 2 weeks, **C.** -20°C as frozen whole blood

The genomic DNA was isolated from all the 3 conditions shown in Lane 1 & Lane 4 as two different fresh whole blood samples, Lane 2 & Lane 5 as 4°C samples and Lane 3 & Lane 6 as frozen whole blood samples (kept at -20°C) respectively.

**M=MARKER (1KB DNA LADDER)**



## Blood DNA Extraction Kit

An extensive solution for various applications such as sequencing or restriction digestion based on paramagnetic particles help ensure the best balance of high yield & reproducibility with low non-specific binding

### Features & Benefits :

**Recommended Input Amount :**

~ 200µl of whole blood

**Binding mechanism :**

Super paramagnetic beads

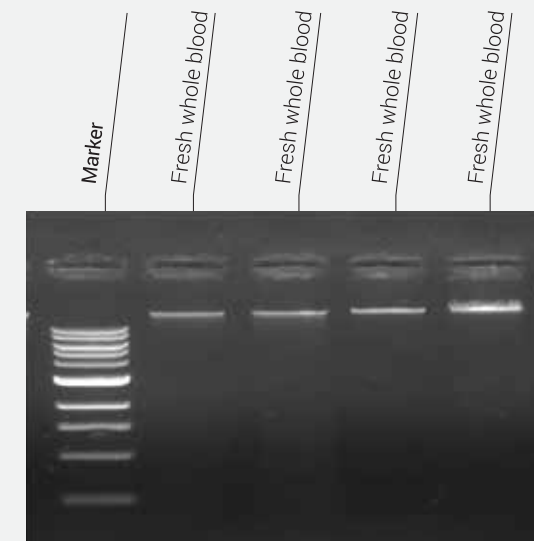
**Elution Volume :** ≥30µl

**Purity :** A260/280 - 1.8±0.1, A260/230 - 2.0±0.1

**Compatible Downstream Applications :**

Restriction endonuclease digestion, qPCR, Sequencing, autosomal STR analysis, viral DNA detection and so on.

**Expected Yield :** ≥10 µg (depending upon the type, quality & quantity of the starting material used)



### Figure 1:

Genomic DNA obtained from 200µl human whole blood samples and visualized on 0.8% agarose gel.

### Figure 2 :

The MagNXT Blood DNA Extraction kit allows better binding and washing efficiency of nucleic acid by utilizing the large surface area of the beads and generates high quality genomic DNA suitable for sensitive applications like qPCR, Sequencing, autosomal STR analysis, etc.

**MARKER (1KB DNA LADDER)**

	Purity	Yield(µg)
Fresh whole blood	1.76	7.2
Fresh whole blood	1.85	8.4
Fresh whole blood	1.9	8.6
Fresh whole blood	1.84	9.6

# SPiNXT | MAGNXT

## Blood RNA Extraction Kit

SpiNXT Blood RNA Extraction kit provides a cost effective and a convenient way for the purification of total RNA from fresh whole blood. The Kit makes use of silica based spin column technology which allows complete removal of inhibitors such as divalent cations and proteins.

### Features & Benefits :

**Recommended input amount:** 400µl of fresh Whole Blood

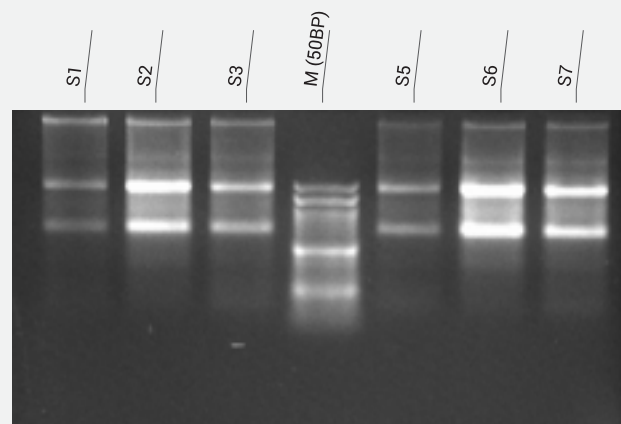
**Binding mechanism:** silica membrane spin column technology

**Elution volume:** ≥30µl

**Purity:** A260/280 – 2.0±0.1, A260/230 - 2.0±0.1

**Compatible downstream applications:** RT-qPCR, Northern blotting and other RNA based analysis.

**Expected yield:** 10-15 µg ( depending upon the type, quality & quantity of the starting material used)



Represented image shows RNA extraction from Whole blood using SpiNXT Blood RNA Extraction kit. The purified RNA was resolved on a fresh 1.5% gel as shown above.

MARKER=50BP PLUS DNA LADDER

# SPiNXT | MAGNXT

## FFPE DNA & RNA Extraction Kit

SpiNXT FFPE DNA Extraction kit is solely designed for the purification of genomic DNA from formalin-fixed paraffin-embedded (FFPE) tissue sections.

- Fixing of tissues using formalin generates the cross-linking of the nucleic acids, proteins and also the process of embedding the tissue samples might lead to fragmentation of the nucleic acids over a period of time effecting yields.
- This kit enables the partial reversing of the modification caused by formalin which results in high yield with good quality.

### Features & Benefits :

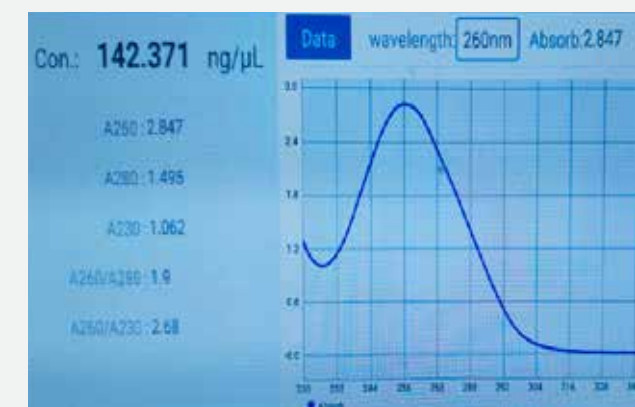
**Recommended Input Amount :** upto 6 to 8 sections of FFPE tissue (5~10µm thick)

**Elution Volume :** ≥30µl

**Purity :** A260/280 - 1.8±0.1, A260/230 - 2.0±0.1

**Compatible Downstream Applications :** mutation screening, microarray analysis, sequencing, southern blotting and SNP analysis

**Expected Yield :** Depends upon the quality and quantity of the starting material used



### Nanodrop Absorbance spectrum

Represented image shows DNA isolated using SpiNXT FFPE DNA Extraction kit from Lung tissue as FFPE block.





# SPiNXT | MAGNXT

## Forensic DNA Extraction Kit

A complete solution for isolation of intact and high quality genomic DNA from a large variety of challenging forensic samples

### Features & Benefits :

**Binding Capacity/ Mechanism :** 30-40µg genomic DNA/ Magnetic particles

**Recommended input :** Cell/Tissue, whole blood, DBS, Cell Culture, Swabs, Plasma/serum, body fluids, Vaginal/Semen stains, bone, tooth, hair, chewing gum, cigarette butts & other forensic samples.

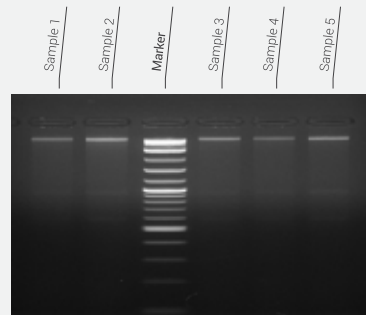
**Elution Volume :** ≥30µl

**Purity :** A260/280 - 1.8±0.1, A260/230 - 2.0±0.1

**Compatible Downstream Applications :** Endpoint PCR, qPCR, Sequencing, autosomal STR analysis, etc

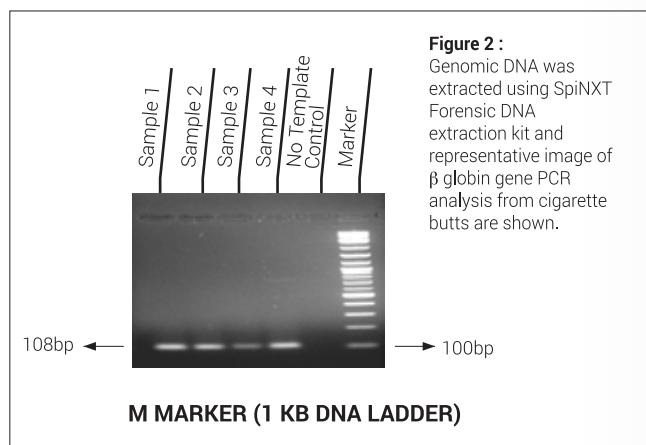
**Expected Yield :** Depending upon the type, quality & quantity of the starting material used

Sample type	Recommended input amount
Whole blood	~200µl
Dried blood spots	3x3 mm diameter punches
Cell culture pellet	~5×10 <sup>6</sup> cells
Cigarette butts	~8mm from the end
Buffy coat/ Lymphocytes	~200µl
Plasma/ serum	~200µl
Tissue samples	~25mg
Bone/tooth	Up to 20 mg

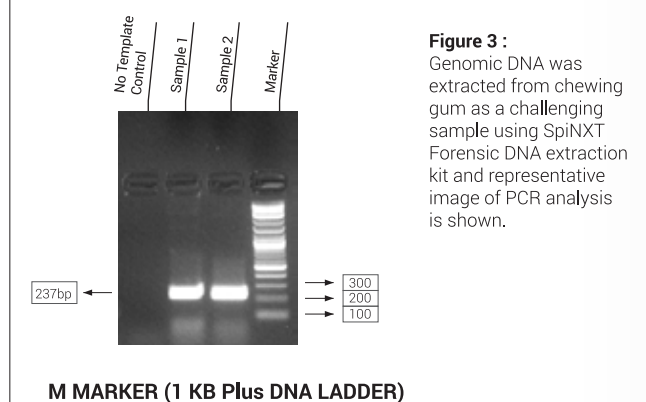


MARKER (1KB DNA LADDER)

**Figure 1 :** Genomic DNA obtained from 200µl of sample and run on 0.8% agarose gel. A sterile swab was scraped 5-6 times against the inside cheek and swirled for 30-60 seconds in 1-2 ml of 1XPBS. 200µl of sample was collected and DNA was purified using SpiNXT Forensic DNA extraction kit.



**Figure 2 :** Genomic DNA was extracted using SpiNXT Forensic DNA extraction kit and representative image of β globin gene PCR analysis from cigarette butts are shown.



**Figure 3 :** Genomic DNA was extracted from chewing gum as a challenging sample using SpiNXT Forensic DNA extraction kit and representative image of PCR analysis is shown.

# SPiNXT | MAGNXT

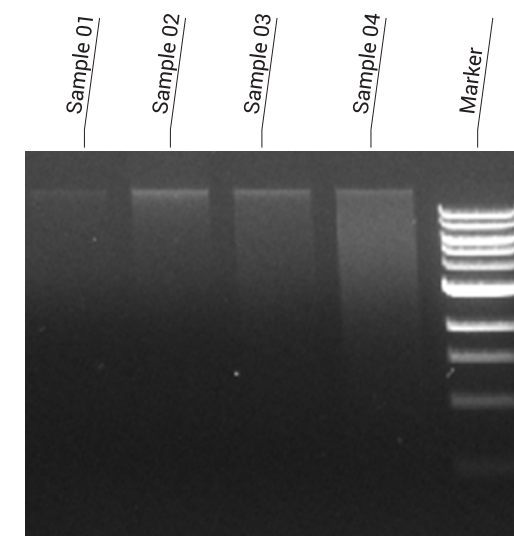
## DBS DNA Extraction Kit

A comprehensive solution for rapid extraction of genomic DNA from Dried Blood Spots

The DBS DNA Extraction kit provides a fast and simple silica column-based/ magnetic bead particles solution for challenging samples like dried blood spots. It allows for the isolation of DNA from the blood of various mammalian species, including humans. The blood should be spotted and dried on suitable filter paper or specimen collection cards. The purified DNA is of high quality and is completely compatible with downstream applications including PCR, qPCR and more.

### Features & Benefits :

	SpiNXT	MagNXT
<b>Recommended Input Amount :</b> 3 x 3 mm diameter punches		
<b>Elution Volume :</b> ≥30µl		
<b>Purity :</b> A260/280 - 1.8±0.1, A260/230 - 2.0±0.1		
<b>Compatible Downstream Applications :</b> Microarray analysis, STR analysis, restriction enzyme digestion & Southern blotting		
<b>Expected Yield :</b>	>600ng or 0.6 µg	>800ng or 0.8 µg



The represented image shows 4 dried blood spot samples which work collected on filter paper cards. 5ul was loaded on to the gel and visualized on 0.8% person agrose gel.

MARKER=1KB PLUS DNA LADDER





# Tissue & Body Fluid DNA Extraction Kit



## Features & Benefits :

**Recommended Input Amount :** ~25mg tissue/200µl for body fluids

**Binding Capacity :** 30 - 40µg genomic DNA

**Elution Volume :** ≥30µl

**Expected Yield :** ≥ 10µg (depending upon the type, & quantity of the starting material used).

**Purity :** A260/280 - 1.8±0.1, A260/230 - 2.0 ± 0.1

**Compatible Downstream Applications :** AFLP, RFLP, Southern Blotting, Endpoint PCR, qPCR, Sequencing, etc.

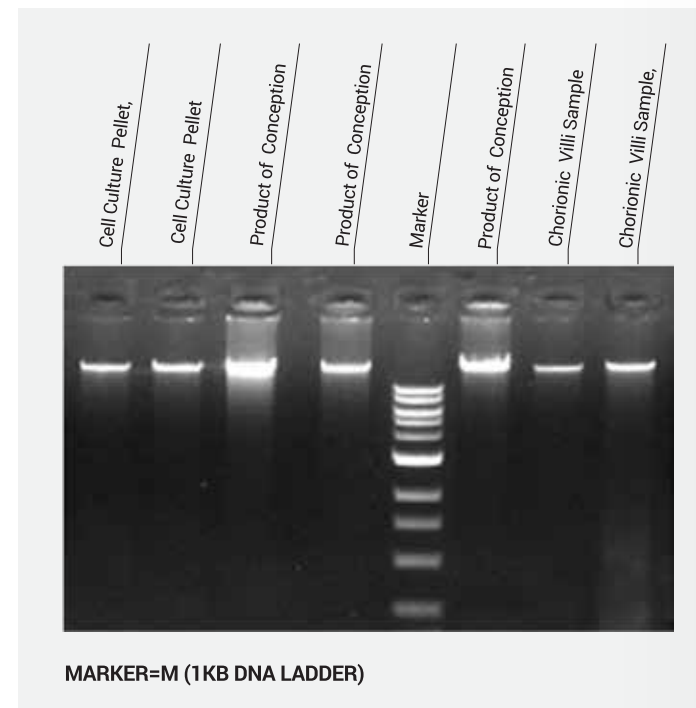
Sample type	Recommended input amount
Tissue samples	~25mg
Product of conception	~25mg
Cell culture pellet	~5×10 <sup>6</sup> cells
Chorionic Villi sample	~25mg
Amniotic fluid	15ml
Urine	200µl
Saliva	200µl
Other body fluids	200µl

**TABLE 1 :**

Shows recommended starting amount of the samples used with the **SPiNXT Tissue & Body Fluids DNA Extraction Kit**.

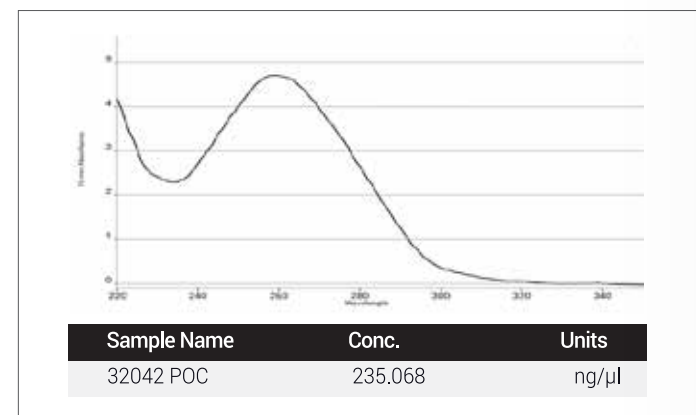
Sample#	Purity		Yield(µg)
	260/280	260/230	
Lane 1	1.87	2.09	4.4
Lane 2	1.82	1.95	4.88
Lane 3	1.75	1.97	13.4
Lane 4	1.79	2.1	5.2
Lane 5	1.77	1.95	9.4
Lane 6	1.83	2.08	4
Lane 7	1.85	1.99	4.6

The SPiNXT Tissue & body fluids DNA Extraction kit generates high quality genomic DNA suitable for sensitive applications like AFLP, RFLP, Southern Blotting, endpoint PCR, qPCR, Sequencing, etc with excellent purity.



**FIGURE 1 :** Representative image of genomic DNA obtained from various tissue samples using SPiNXT Tissue and body fluid DNA Extraction kit.

Fresh Tissue samples were collected and washed with the help of 1XPBS and grinded with mortar pestle for efficient lyses as shown.



**NANODROP ABSORBANCE SPECTRUM**  
Genomic DNA was isolated and Gel electrophoresis was performed on 0.8% agarose gel as shown in figure 1. DNA Quality was checked on Nanodrop (Model no: DS-11 FX).



# Tissue & Body Fluid DNA Extraction Kit

The MagNXT Tissue and body fluid DNA Extraction kit utilizes large surface area of the beads and generates highly purified genomic DNA suitable for sensitive applications like qPCR, Sequencing, autosomal STR analysis, etc.

## Features & Benefits :

**Binding Mechanism :** Magnetic particles

**Recommended input Amount :** ~25mg tissue/200µl for body fluids

**Elution Volume :** ≥30µl

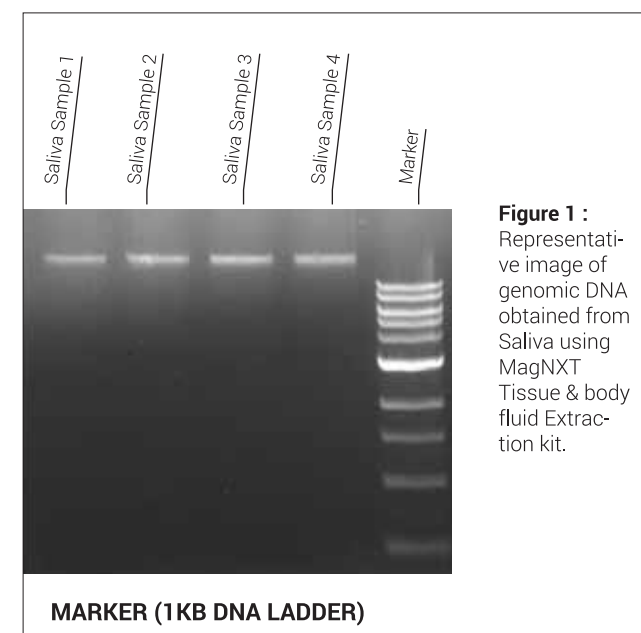
**Purity :** A260/280 - 1.8±0.1, A260/230 - 2.0±0.1

**Compatible Downstream Applications :** Restriction endonuclease digestion, qPCR, Sequencing, autosomal STR analysis, viral DNA detection

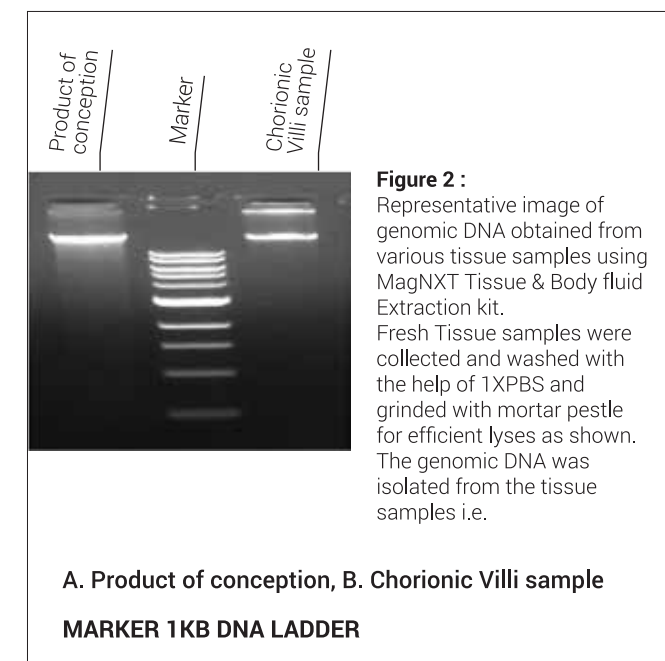
**Expected Yield :** ≥12 µg

Sample type	Recommended input amount
Tissue Sample	~25mg
Product of Conception	~25mg
Cell Culture Pellet	~5×10 <sup>6</sup> cells
Chorionic Villi Sample	~25mg
Amniotic Fluid	15ml
Urine	200µl
Saliva	200µl
Other Body Fluids	200µl

**Table 1 :** Shows recommended starting amount of the samples used with the MagNXT Tissue & body fluid DNA Extraction kit.

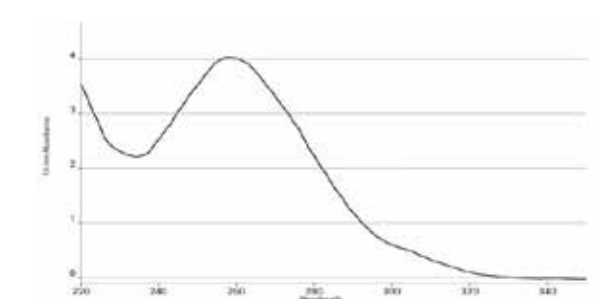


**Figure 1 :** Representative image of genomic DNA obtained from Saliva using MagNXT Tissue & body fluid DNA Extraction kit.



**Figure 2 :** Representative image of genomic DNA obtained from various tissue samples using MagNXT Tissue & Body fluid DNA Extraction kit. Fresh Tissue samples were collected and washed with the help of 1XPBS and grinded with mortar pestle for efficient lyses as shown. The genomic DNA was isolated from the tissue samples i.e.

**A. Product of conception, B. Chorionic Villi sample**  
**MARKER 1KB DNA LADDER**



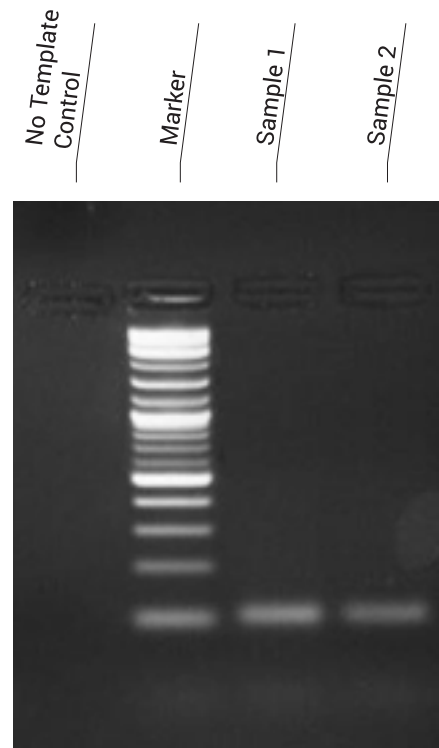
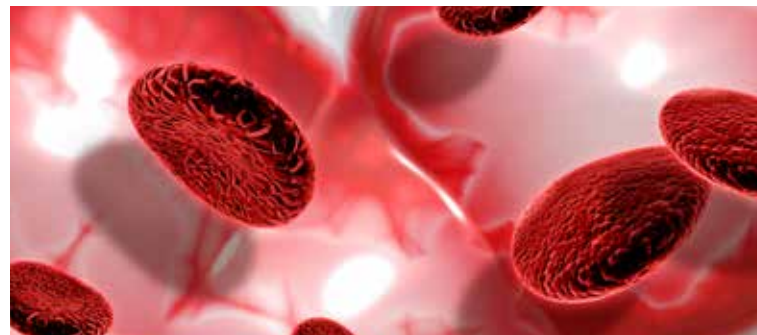
**NANODROP ABSORBANCE SPECTRUM**  
Genomic DNA was isolated and gel electrophoresis was performed on 0.8% agarose gel as shown in Figure 1. DNA Quality was checked on Nanodrop (Model no : DS-11 FX).

The Circulating cell-free DNA extraction kit enables efficient purification of circulating nucleic acids from human plasma, serum, utilizing Magnetic particle/ Silica based spin column that bind DNA under optimized binding conditions.

Reliable Cell free DNA extraction solution to deliver high quality cell-free DNA from human serum, plasma and urine for research tailored to one's need

### Features & Benefits :

	SpiNXT	MagNXT
<b>Recommended Input Amount :</b>	~500µl (Depends upon the type of sample used)	
<b>Elution Volume :</b>	≥30µl	
<b>Purity :</b>	A260/280 – 1.8±0.1, A260/230 - 2.0±0.1	
<b>Compatible Downstream Applications :</b>	PCR, qPCR, Southern blot analysis, microarrays and NGS.	
<b>Expected Yield :</b>	>0.5µg Depending upon the type, quality & quantity of the starting material used.	>0.6µg Depending upon the type, quality & quantity of the starting material used.



# Amplified PCR product size is 108 bp. MARKER (100bp DNA Ladder)

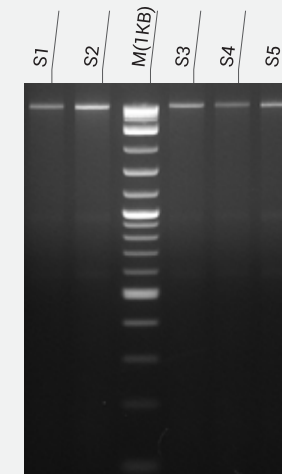
**FIGURE 1:** Circulating DNA was purified from plasma of pregnant females. Representative image of PCR performed for male genes (SRY) in mother's plasma to ensure that the purified DNA is circulating cell free DNA.

Saliva offers an attractive alternative to blood or tissue for the isolation of human DNA samples for use in diagnostic applications.

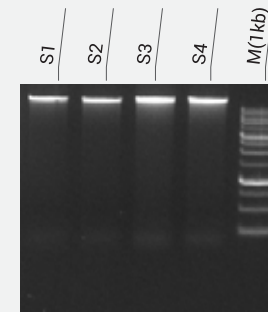
- Efficiently isolates intact high quality, pure genomic DNA with non-invasive and painless sample input.
- It allows fast and easy processing using a rapid spin-column format and is completely compatible with preserved saliva samples, fresh saliva samples as well as Buccal swabs.

### Features & Benefits :

	SpiNXT	MagNXT
<b>Recommended Input Amount :</b>	200µl of saliva sample	
<b>Elution Volume :</b>	≥30µl	
<b>Purity :</b>	A260/280 - 1.8±0.1, A260/230 - 2.0±0.1	
<b>Compatible Downstream Applications :</b>	PCR, Southern Blot analysis, sequencing and microarray analysis	
<b>Expected Yield :</b>	≥3µg (depending upon the quality and quantity of the starting material used)	≥5µg (depending upon the quality and quantity of the starting material used)



Representative image shows the Genomic DNA isolated from buccal swabs of 5 different individuals. 1µl of Purified DNA was loaded onto 1% agarose gel electrophoresis.



Representative image shows the Genomic DNA isolated from Saliva sample of 4 different individuals. 1µl of Purified DNA was loaded onto 1% agarose gel electrophoresis.



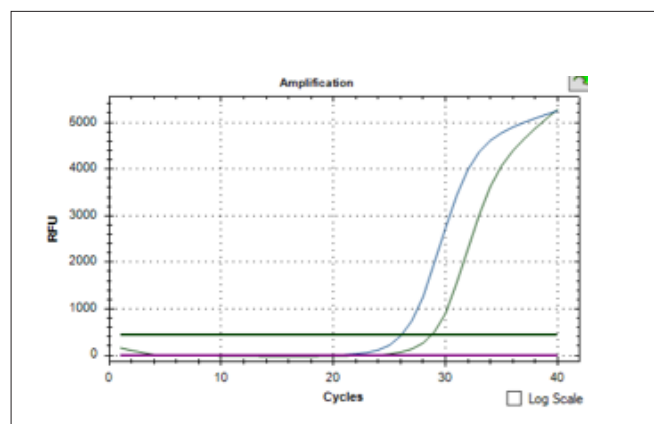
# MAGRNA-II | SPIN RNA

## Viral RNA Extraction Kit

The Viral RNA Extraction kit is a comprehensive solution for extracting intact and pure viral nucleic acid from Human plasma, serum, Nasopharyngeal swabs and Bronchoalveolar Lavage

### Features & Benefits :

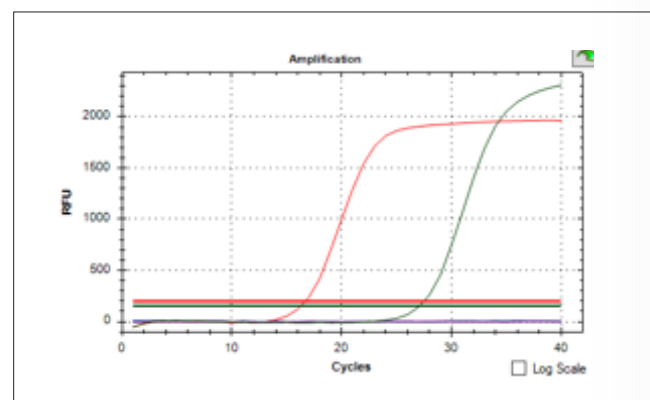
	SpinRNA	MagRNA-II
<b>Recommended Input Amount :</b>	200µl of the sample	200µl of the sample
<b>Binding Technology :</b>	Spin column	Super paramagnetic beads
<b>Elution Volume :</b>	≥30µl	≥30µl
<b>Purity :</b>	A260/280 – 2.0±0.1, A260/230 - 2.0±0.1	A260/280 – 1.8±0.1, A260/230 - 2.0±0.1
<b>Compatible Downstream Applications :</b>	restriction endonuclease digestion, qPCR, Sequencing, viral DNA detection and so on	restriction endonuclease digestion, qPCR, Sequencing, viral DNA detection and so on
<b>Expected Yield :</b>	3-6µg (depending upon the viral load, quantity & quality of the sample)	4-8µg (depending upon the viral load, quantity & quality of the sample)



Viral RNA was purified using Spin RNA Extraction kit. Represented image shows RT-PCR amplification curve of extracted HCV RNA showing target gene and internal control

Target gene: Blue color  
Internal control: Green color

- This system utilizes technology paramagnetic beads allowing recovery of 95-100% viral RNA.
- Works well with minimal sample volume of 200 µl and elution of high yield/quality of RNA in 30-50 µl.
- Carrier RNA included enhancing the quantity of eluted Viral RNA.
- Extraction time of ~ 30-35 minutes.
- Compatible with Manual and multiple automated systems such as MGISP-100B, MGISP-960, Kingfisher Flex, ILS GENFast Automated System, Agilent Bravo, Hamilton Automated Liquid Handlers, Tecan Freedom Evo100.



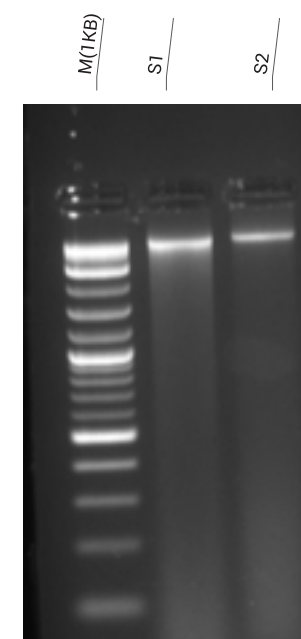
# MAGNXT | SPINXT

## Fecal DNA Extraction Kit

- Kit is designed for rapid & efficient purification of high quality genomic DNA from all the various micro-organisms and host cells found in the stool sample simultaneously.
- Provides a simple and convenient way to isolate pure genomic DNA from fresh or frozen stool or feces samples.

### Features & Benefits :

<b>Recommended Input Amount :</b>	up to 100-150mg of stool sample
<b>Binding Technology :</b>	Spin column
<b>Elution Volume :</b>	≥30µl
<b>Purity :</b>	A260/280 - 1.8±0.1, A260/230 - 2.0±0.1
<b>Compatible Downstream Applications :</b>	qPCR, NGS, metagenomic analyses
<b>Expected Yield :</b>	≥4µg Depends upon the quality and quantity of the starting material used



Representative images shows the purification of Bacterial DNA from Fecal samples using SpiNXT Fecal DNA Extraction kit. S1= Human stool S2= Animal stool



# SPiNXT Gel Extraction Kit

Designed for rapid and efficient purification of DNA fragments from TAE agarose gels of various percentages and ideal for use in all conventional molecular biology procedures with minimal handson time

SpiNXT Gel extraction kit uses proprietary chemistry for rapid and reliable recovery of concentrated high-quality double stranded DNA from agarose gels with yields exceeding 80-85%. DNA is suitable for ligations, PCR, sequencing, restriction digestion, or various molecular reactions. In addition, this kit can be also used to recover DNA directly from enzymatic reactions such as PCR and enzyme digestion reactions.

DNA Sample Type	Double-stranded DNA from agarose gels
Sample material	Up to 200mg
Binding capacity	15-20µg
DNA size range	70bp-10kb
Typical recovery	70-90% (70bp-10kb)
Minimum elution volume	30µl
Maximum elution volume	40µl
Purity	A 260/280 > 1.8

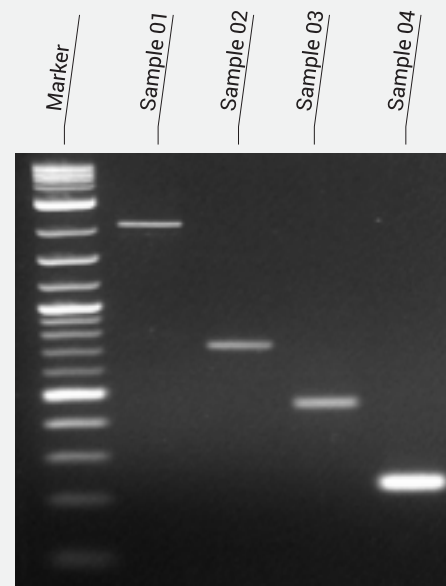


Figure 1: A range of DNA fragments from 2100bp to 228 bp was prepared and was resolved on a 2% gel. Each fragment was manually excised from the agarose gel and processed using the SpiNXT Gel extraction kit. The one-half elution of each fragment was resolved on a fresh 2% gel as shown above.

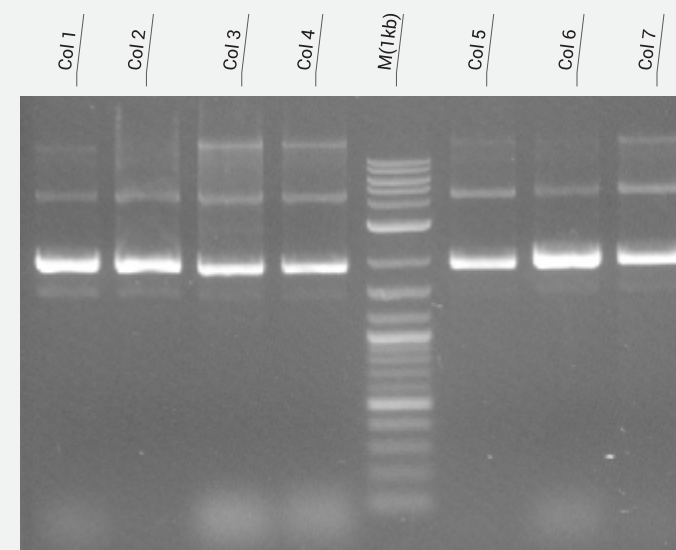
MARKER=1KB PLUS DNA LADDER

# SPiNXT | MAGNXT Plasmid DNA Extraction Kit

- Designed to provide reliable isolation of high quality plasmid DNA.
- The optimized column design helps prevent buffer retention & salt carry over.
- Are designed with advanced silica based spin column & Magnetic beads technology.

## Features & Benefits :

	SpiNXT	MagNXT
<b>Recommended Input Amount :</b>	1-5 ml approx.	
<b>Elution Volume :</b>	≥30µl	
<b>Purity :</b>	A260/280 - 1.8±0.1, A260/230 - 2.0±0.1	
<b>Compatible Downstream Applications :</b>	Transformation, transfection, DNA Sequencing PCR	
<b>Expected Yield :</b>	Up to 15µg (depends upon culture volume, growth conditions, host strain and plasmid copy number)	Up to 20µg (depends upon culture volume, growth conditions, host strain and plasmid copy number)



7 different colonies were picked up from the single plate of pure DH5λ strain. Plasmid DNA was isolated and checked on 0.8% agarose gel electrophoresis.

# SPINX<sup>®</sup>T

## Bacterial DNA Extraction Kit

A Comprehensive solution to isolate high quality DNA from Gram negative (-) and Gram positive (+) bacteria. It allows purification from  $2 \times 10^9$  viable bacterial cells. Purification is based on silica membrane based spin columns as the separation matrix.

### Features & Benefits :

**Recommended Input Amount :**  
~1.2ml of bacterial culture

**Binding Mechanism :**  
Silica membrane spin column technology

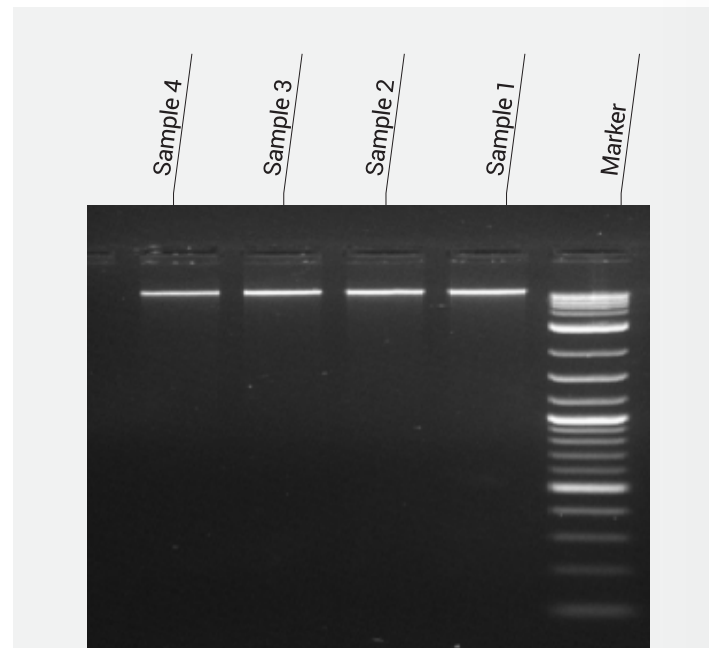
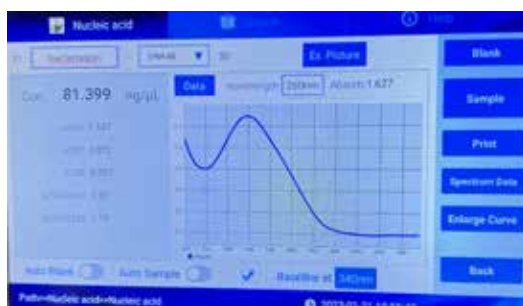
**Binding Capacity :**  
20-30µg genomic DNA

**Elution Volume :**  
≥30µl

**Purity :**  
A260/280 - 1.8±0.1, A260/230 - 2.0±0.1

**Compatible Downstream Applications :**  
PCR, Cloning, Next generation sequencing etc.

**Expected Yield :** ≥ 5µg  
depending upon the type, quality & quantity of the starting material used.



**FIGURE 1:** Genomic DNA obtained from 1.2ml of Dh5α strain (*E. coli*) Bacterial culture grown in LB Broth. 2µl of the purified gDNA was loaded on to the gel and visualized on 0.8% agarose gel.

MARKER (1 KB DNA LADDER)

SAMPLE#	Purity		Yield(µg)
	260/280	260/230	
Lane 1	1.82	2.05	4.8
Lane 2	1.85	2.01	5.2
Lane 3	1.8	2.00	5.8
Lane 4	1.86	2.08	8.2

# MAGN<sup>®</sup>X<sup>®</sup>T

## Bacterial DNA Extraction Kit

MagNXT Bacterial DNA Extraction Kit utilizes paramagnetic beads to isolate RNA from both Gram negative (-) and Gram positive (+) bacterial cells; resulting in high quantity and quality DNA usable in various downstream applications.

### Features & Benefits :

**Recommended Input Amount :**  
~ 1.2ml of bacterial culture

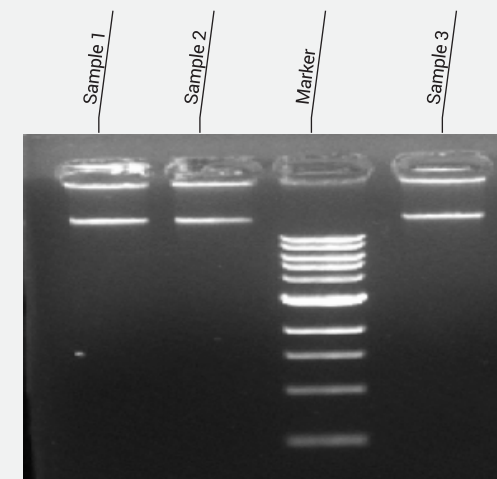
**Binding mechanism :**  
Super paramagnetic beads

**Elution Volume :**  
≥30µl

**Purity :**  
A260/280 - 2±0.1, A260/230 - 2.0±0.1

**Compatible Downstream Applications :**  
Reverse Transcriptase PCR (RT-PCR), Northern Blotting, cDNA Library Construction or other RNA based analysis etc.

**Expected Yield :** ≥7µg

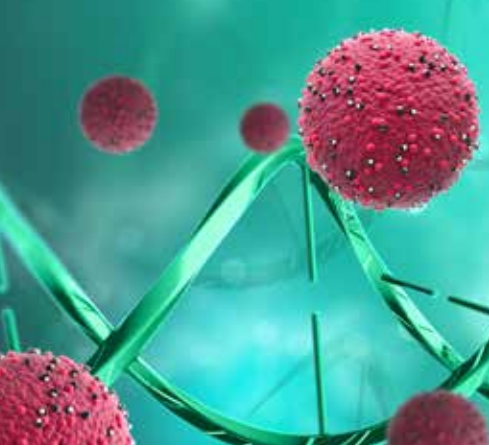


**FIGURE 1:** Genomic DNA obtained from 1.2ml of Dh5α strain (*E. coli*) Bacterial culture grown in LB Broth. 2µl of the purified gDNA was loaded on to the gel and visualized on 0.8% agarose gel.

MARKER (1 KB DNA LADDER)



SAMPLE#	Purity		Yield(µg)
	260/280	260/230	
Sample 1	1.99	2.03	8
Sample 2	2.03	2.0	9.2



# SPINXT

## Bacterial RNA Extraction Kit

A comprehensive solution to isolate high quality RNA from Gram negative (-) and Gram positive (+) bacteria. It allows purification from  $2 \times 10^9$  viable bacterial cells.

### Features & Benefits :

**Recommended Input Amount :** ~1.2ml of bacterial culture

**Binding Mechanism :** Silica membrane spin column technology

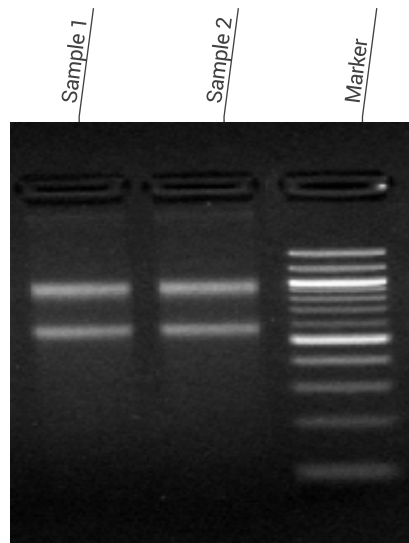
**Binding Capacity :** 15-20 $\mu$ g RNA

**Elution Volume :**  $\geq 30\mu$ l

**Purity :** A260/280 -  $2 \pm 0.1$ , A260/230 -  $2.0 \pm 0.1$

**Compatible Downstream Applications :** Reverse Transcriptase PCR (RT-PCR), Northern Blotting, cDNA Library construction or other RNA based analysis etc.

**Expected Yield :**  $\geq 8\mu$ g ( depending upon the type, quality & quantity of the starting material used)



**FIGURE 1:** RNA isolated from 1.2ml of Dh5 $\alpha$  strain (*E. coli*) bacterial culture grown in LB Broth. 2 $\mu$ l of the purified RNA and visualized on 2% agarose gel.

MARKER (1KB DNA LADDER)

The SpiNXT Bacterial RNA Extraction kit generates high quality RNA suitable for sensitive applications like qPCR and cDNA Library construction with excellent purity.

Sample	Purity		Yield( $\mu$ g)
	260/280	260/230	
Sample 1	1.95	2.05	210ng/ $\mu$ l
Sample 2	1.97	2.09	230ng/ $\mu$ l

# MAGNXT

## Bacterial RNA Extraction Kit

MagNXT Bacterial RNA Extraction Kit utilizes paramagnetic beads to isolate (gDNA) from both Gram negative (-) and Gram positive (+) bacterial cells; resulting in high quantity and quality DNA usable in various downstream applications.

### Features & Benefits :

**Recommended Input Amount :** ~1.2ml of bacterial culture

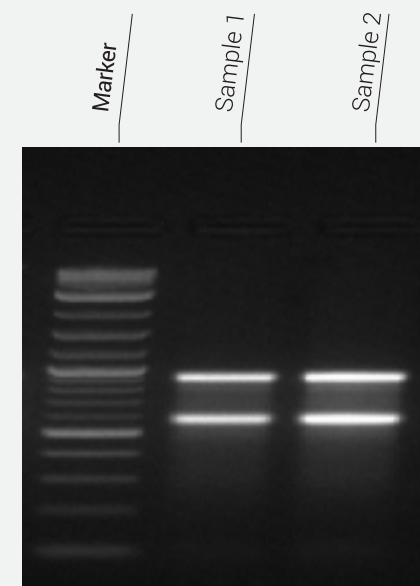
**Binding Mechanism :** super paramagnetic beads

**Elution Volume :**  $\geq 30\mu$ l

**Purity :** A260/280 -  $2 \pm 0.1$ , A260/230 -  $2.0 \pm 0.1$

**Compatible Downstream Applications :** PCR, Cloning, Next generation sequencing etc

**Expected Yield :**  $\geq 10\mu$ g ( depending upon the type, quality & quantity of the starting material used)



**Figure 1:**

RNA isolated from 1.2ml of Dh5 $\alpha$  strain (*E. coli*) Bacterial culture grown in LB Broth. 2 $\mu$ l of the purified RNA and visualized on 2% agarose gel.



## Plant DNA Extraction Kit

The SpiNXT Plant DNA Extraction kit is designed to purify high-quality total DNA in less than an hour with reliable performance in downstream applications

It is designed for purifying plant DNA using a centrifuge in ~40 minutes with a variety of samples. To obtain high yield of DNA, fresh plant samples should be used immediately after collection and should be stored in low temperature conditions to prevent the degradation of DNA.

### Features & Benefits :

**Recommended Input Amount :**  
~10-50mg tissue

**Binding Capacity :**  
30-40µg genomic DNA

**Elution Volume :**  
≥30µl

**Purity :**  
A260/280 -1.8±0.1

**Compatible Downstream Applications :**  
PCR, qPCR, Sequencing, etc.

**Expected Yield :**  
≥5µg (depending upon the type, quality & quantity of the starting material used).



## Plant DNA Extraction Kit

A magnetic bead based purification format which allows easy scaling of the number of samples processed for reproducible and more consistent yield as compared to traditional CTAB method.

### Features & Benefits :

**Recommended Input Amount :** ~10-50mg tissue sample

**Binding Mechanism :** Super paramagnetic Beads

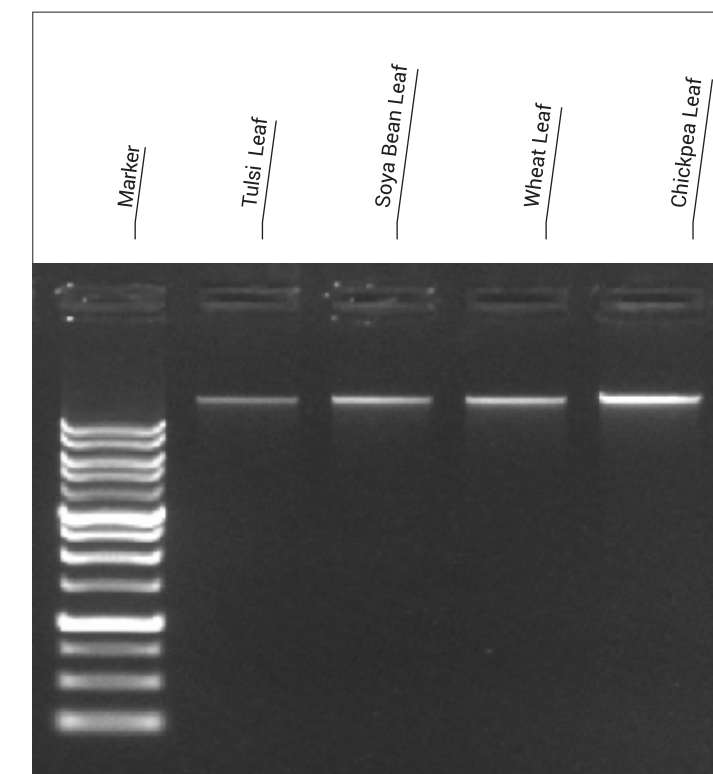
**Elution Volume :** ≥30µl

**Purity :** A260/280 - 1.8±0.1

**Compatible Downstream Applications :** PCR, qPCR, Sequencing

**Expected Yield :** ≥ 7µg

**Versatile :** Suitable for most plant types and parts



Sample Name	Concentration (ng/µl)	260/280	Yield (µg)
Tulsi Leaf	180	1.79	7.2
Soya Bean Leaf	255	1.82	10.2
Wheat Leaf	262	1.85	10.4
Chickpea Leaf	290	1.86	11.6

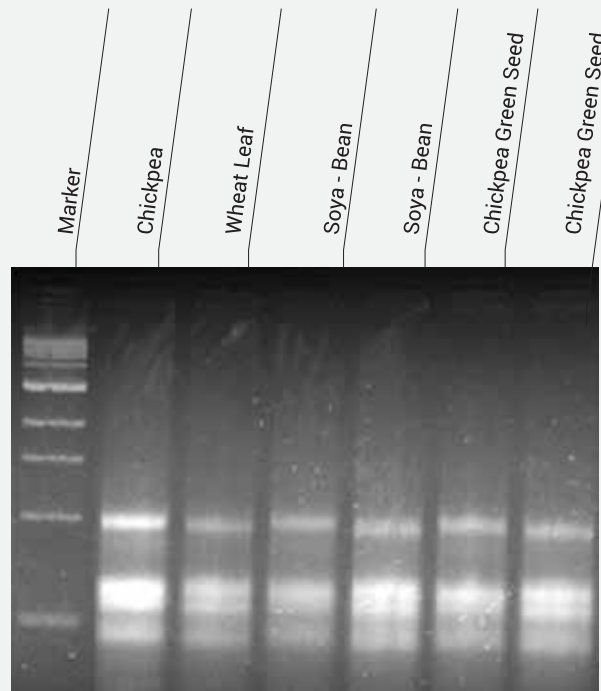




# SPiNXT

## Plant RNA Extraction Kit

The SpiNXT Plant RNA Extraction Kit is designed to purify high-quality total RNA in less than an hour with reliable performance in downstream applications.



**FIGURE 1:** RNA isolated from 50 mg plant tissues from various sources. 2µl of the extracted RNA was loaded and visualized on 2.5% agarose gel.

MARKER (1KB DNA LADDER)

It is designed for purifying plant RNA using a centrifuge in ~40 minutes with a variety of samples to obtain high yield of RNA, fresh plant samples should be used immediately after collection and should be stored in low temperature conditions to prevent the degradation of RNA.

### Features & Benefits :

**Recommended Input Amount :**  
~10-50mg tissue

**Binding Capacity :**  
15-30µg RNA

**Elution Volume :**  
≥30µl

**Purity :**  
A260/280 :-2±0.1

**Compatible Downstream Applications :**  
Northern Blotting, expression analysis, endpoint PCR, qRT-PCR, Sequencing, other RNA based analysis etc.

**Expected Yield :**  
≥5µg (depending upon the type, quality & quantity of the starting material used).

Sample Name	Concentration (ng/µl)	260/280	260/230	Yield (µg)
Cicer Arietinum (Chickpea)	279	2.04	2.20	27.9
Triticum (Wheat) Leaf	161	2.04	2.17	16.1
Glycine Max (Soya-bean)	127	2.02	2.19	12.7
Glycine Max (Soya-bean)	243	1.94	2.2	24.3
Cicer Arietinum (Chickpea) Green Seed	179	1.92	2.1	17.9
Cicer Arietinum (Chickpea) Green Seed	220	1.93	2.18	22

# MAGNXT

## Plant RNA Extraction Kit

A magnetic bead based purification format which allows easy scaling of the number of samples processed using a magnetic stand.

### Features & Benefits :

**Recommended Input Amount :** ~10-50mg tissue sample

**Binding Mechanism :** Super paramagnetic beads

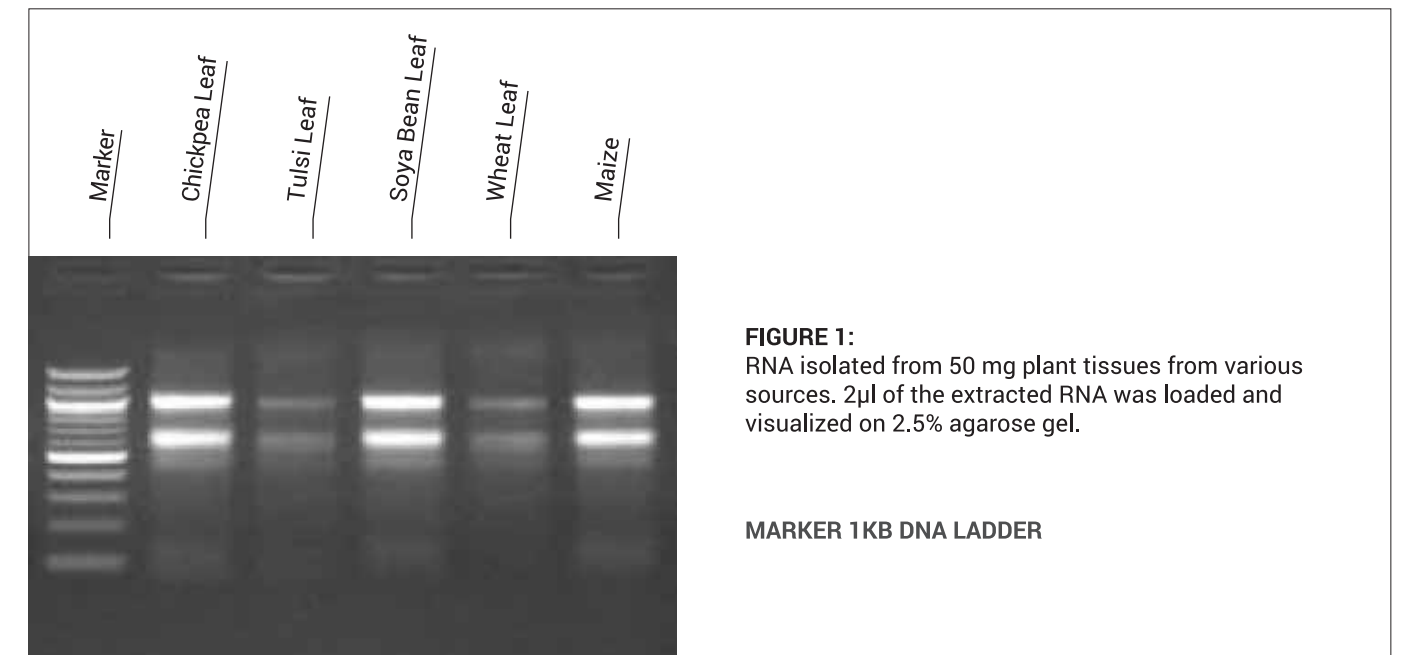
**Elution Volume :** ≥30µl

**Purity :** A260/280 – 2.0±0.1, A260/230 - 2.0±0.1

**Compatible Downstream Applications :** RT-PCR, RT-qPCR, and other enzymatic reactions

**Expected Yield :** ≥ 7µg

**Versatile:** Suitable for most plant types and parts



**FIGURE 1:** RNA isolated from 50 mg plant tissues from various sources. 2µl of the extracted RNA was loaded and visualized on 2.5% agarose gel.

MARKER 1KB DNA LADDER

Sample Name	Concentration (ng/µl)	260/280	260/230	Yield (µg)
Chick Pea Leaf	310	2.05	2.11	12.4
Tulsi Leaf	120	1.97	2.08	4.8
Soya Bean Leaf	295	1.92	2.15	11.8
Wheat Leaf	115	1.90	2.19	4.6
Maize	298	2.07	2.05	11.9

## Ordering Information

Cat No.	Commercial Name	Qty
G2M18001	RapiX-96	1
G2M18002	RapiX-16	1
G2M030620	MagRNA-II Viral RNA Extraction Kit	960 Tests
G2M030320	MagRNA-II Viral RNA Extraction Kit	200 Tests
G2M030420	MagRNA-II Viral RNA Extraction Kit	500 Tests
G2M030520-PF(KF)	MagRNA-II Viral RNA Extraction Kit	480 Tests
G2M030520-PF(MG)	MagRNA-II Viral RNA Extraction Kit	480 Tests
G2M030520-PF(R96)	MagRNA-II Viral RNA Extraction Kit	480 Tests
G2M030520-PF(R16)	MagRNA-II Viral RNA Extraction Kit	192 Tests
G2M030520-PF(R8)	MagRNA-II Viral RNA Extraction Kit	96Tests
G2M080820	SpinRNA Viral RNA Extraction Kit	250 Tests
G2M181820	SpiNXT Blood DNA Extraction kit	50 Preps,
G2M181720	SpiNXT Blood DNA Extraction kit	250 Preps
G2M373721	SpiNXT Blood RNA Extraction kit	50 Preps,
G2M373831	SpiNXT Blood RNA Extraction kit	250 Preps
G2M242421	SpiNXT Forensic DNA Extraction kit	50 Preps,
G2M242521	SpiNXT Forensic DNA Extraction kit	250 Preps
G2M131420	SpiNXT Tissue & body Fluids DNA Extraction kit	50 Preps,
G2M131320	SpiNXT Tissue & body Fluids DNA Extraction kit	250 Preps
G2M131420-CF	SpiNXT Tissue & body Fluids DNA Extraction kit	50 Preps,
G2M131320-CF	SpiNXT Tissue & body Fluids DNA Extraction kit	250 Preps
G2M131420-NAE	SpiNXT Tissue & body Fluids DNA Extraction kit	50 Preps
G2M131320-NAE	SpiNXT Tissue & body Fluids DNA Extraction kit	250 Preps
G2M232421	SpiNXT DBS DNA Extraction kit (Dried Blood Spot)	50 Preps
G2M232321	SpiNXT DBS DNA Extraction kit (Dried Blood Spot)	250 Preps
G2M171721	SpiNXT Saliva DNA Extraction Kit	50 Preps
G2M171821	SpiNXT Saliva DNA Extraction Kit	250 Preps
G2M181921	MagNXT Blood DNA extraction kit	50 Tests;
G2M182021	MagNXT Blood DNA extraction kit	200Tests
G2M182121	MagNXT Blood DNA extraction kit	500Tests
G2M182121-PF(KF)	MagNXT Blood DNA extraction kit	480Tests
G2M182121-PF(MG)	MagNXT Blood DNA extraction kit	480Tests
G2M182121-PF(R96)	MagNXT Blood DNA extraction kit	480Tests
G2M182121-PF(R16)	MagNXT Blood DNA extraction kit	192 Tests
G2M182121-PF(R8)	MagNXT Blood DNA extraction kit	96Tests
G2M242021	MagNXT forensic DNA extraction kit	50 Preps
G2M241921	MagNXT forensic DNA extraction kit	250 Preps
G2M212121	MagNXT Tissue & body fluids DNA extraction kit	50 Preps
G2M212021	MagNXT Tissue & body fluids DNA extraction kit	250 Preps
G2M202021	SpiNXT Gel Purification Kit	50 Rxn
G2M201921	SpiNXT Gel Purification Kit	250 Rxn
G2M323221	SpiNXT Plasmid DNA Extraction Kit	50 Rxn
G2M323321	SpiNXT Plasmid DNA Extraction Kit	250 Rxn
G2M333321	MagNXT Plasmid DNA Extraction Kit	50 Rxn
G2M333421	MagNXT Plasmid DNA Extraction Kit	250 Rxn
G2M556621	MagNXT plant RNA extraction kit	50 Rxn
G2M556721	MagNXT plant RNA extraction kit	250 Rxn
G2M211921	MagNXT Tissue & body fluids DNA extraction kit	500 Preps
G2M211921-PF(KF)	MagNXT Tissue & body fluids DNA extraction kit	480 Preps
G2M211921-PF(MG)	MagNXT Tissue & body fluids DNA extraction kit	480 Preps
G2M211921-PF(R96)	MagNXT Tissue & body fluids DNA extraction kit	480 Preps
G2M211921-PF(R16)	MagNXT Tissue & body fluids DNA extraction kit	192 Preps

## Ordering Information

Cat No.	Commercial Name	Qty
G2M211921-PF(R8)	MagNXT Tissue & body fluids DNA extraction kit	96 Preps
G2M212121-CF	MagNXT Tissue & body fluids DNA extraction kit	50 Preps
G2M212021-CF	MagNXT Tissue & body fluids DNA extraction kit	250 Preps,
G2M211921-CF(PF)R96	MagNXT Tissue & body fluids DNA extraction kit	480 Preps
G2M211921-CF(PF)R16	MagNXT Tissue & body fluids DNA extraction kit	192 Preps
G2M211921-CF(PF)R8	MagNXT Tissue & body fluids DNA extraction kit	96 Preps
G2M212121-NAE	MagNXT Tissue & body fluids DNA extraction kit	50 Preps
G2M212021-NAE	MagNXT Tissue & body fluids DNA extraction kit	250 Preps,
G2M211921-NAE(PF)KF	MagNXT Tissue & body fluids DNA extraction kit	480 Preps
G2M211921-NAE(PF)MG	MagNXT Tissue & body fluids DNA extraction kit	480 Preps
G2M211921-NAE(PF)R96	MagNXT Tissue & body fluids DNA extraction kit	480 Preps
G2M211921-NAE(PF)R16	MagNXT Tissue & body fluids DNA extraction kit	192 Preps
G2M211921-NAE(PF)R8	MagNXT Tissue & body fluids DNA extraction kit	96 Preps
G2M271921	MagNXT DBS DNA Extraction kit	50 Preps
G2M272021	MagNXT DBS DNA Extraction kit	250 Preps
G2M191821	MagNXT Saliva DNA Isolation Kit	50 Preps
G2M191921	MagNXT Saliva DNA Isolation Kit	250 Preps
G2M191921-PF(KF)	MagNXT Saliva DNA Isolation Kit	480 Preps
G2M191921-PF(MG)	MagNXT Saliva DNA Isolation Kit	480Preps
G2M191921-PF(R96)	MagNXT Saliva DNA Isolation Kit	480 Preps
G2M191921-PF(R16)	MagNXT Saliva DNA Isolation Kit	192 Preps
G2M191921-PF(R8)	MagNXT Saliva DNA Isolation Kit	96 Preps
G2M141421	SpiNXT Bacterial DNA Extraction Kit	50 Tests
G2M141521	SpiNXT Bacterial DNA Extraction Kit	250 Tests
G2M121220	SpiNXT Bacterial RNA Extraction Kit	50 Tests
G2M121320	SpiNXT Bacterial RNA Extraction Kit	250 Tests
G2M343421	MagNXT Bacterial DNA Extraction Kit	50 Tests
G2M343521	MagNXT Bacterial DNA Extraction Kit	250 Tests
G2M282821	MagNXT Bacterial RNA Extraction Kit	50 Tests
G2M282921	MagNXT Bacterial RNA Extraction Kit	250 Tests
G2M323421	SpiNXT Fecal DNA Extraction Kit	50 Tests;
G2M323521	SpiNXT Fecal DNA Extraction Kit	250 Tests
G2M232121	SpiNXT FFPE DNA Extraction Kit	50 Tests;
G2M232221	SpiNXT FFPE DNA Extraction Kit	250 Tests
G2M161721	SpiNXT Plant DNA Extraction kit	50 Rxn
G2M161621	SpiNXT Plant DNA Extraction kit	250 Rxn
G2M161921	SpiNXT Plant RNA Extraction kit	50 Rxn
G2M161821	SpiNXT Plant RNA Extraction kit	250 Rxn
G2M151421	MagNXT plant DNA extraction kit	50 Rxn
G2M151521	MagNXT plant DNA extraction kit	250 Rxn
G2M374021	MagNxt Blood RNA Extraction kit	50 Rxns
G2M373921	MagNxt Blood RNA Extraction kit	250 Rxn
G2M404021	MagNxt FFPE DNA Extraction Kit	50 Preps
G2M404121	MagNxt FFPE DNA Extraction Kit	250 Preps
G2M414121	MagNxt FFPE RNA Extraction Kit	50 Preps
G2M414221	MagNxt FFPE RNA Extraction Kit	250 Preps
G2M424221	MagNxt Fecal DNA Extraction kit	50 Preps
G2M424321	MagNxt Fecal DNA Extraction kit	250 Preps
G2M232320	SpiNXT FFPE RNA Extraction Kit	50 Preps
G2M232420	SpiNXT FFPE RNA Extraction Kit	250 Preps
G2M383821	SPINXT FECAL RNA EXTRACTION KIT	50 Preps
G2M383921	SPINXT FECAL RNA EXTRACTION KIT	250 Preps

Fully Automated  
**IVD Kits** Manufacturing  
Facility of 1,50,000 Sq.Ft. in  
Manesar, INDIA



## Genes2Me Pvt. Ltd.

1105, 11th Floor, Tower B, SAS Tower, Medicity,  
Sector - 38, Gurgaon - 122 001, Haryana, India  
Tel : + 91 18001 214030 / + 91 88000 23600  
E-mail : [contact@genes2me.com](mailto:contact@genes2me.com)  
[www.genes2me.com](http://www.genes2me.com)

